
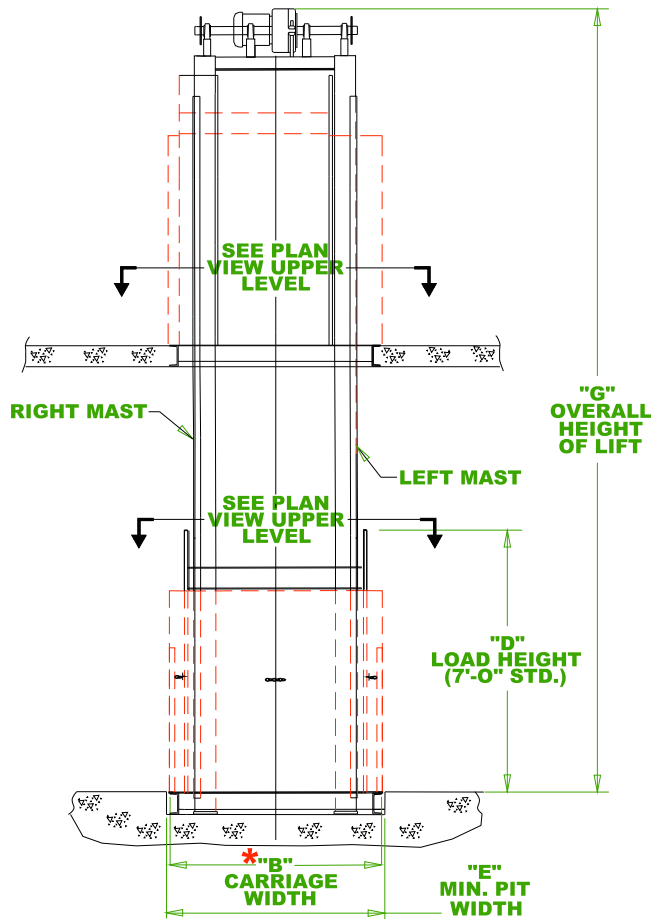
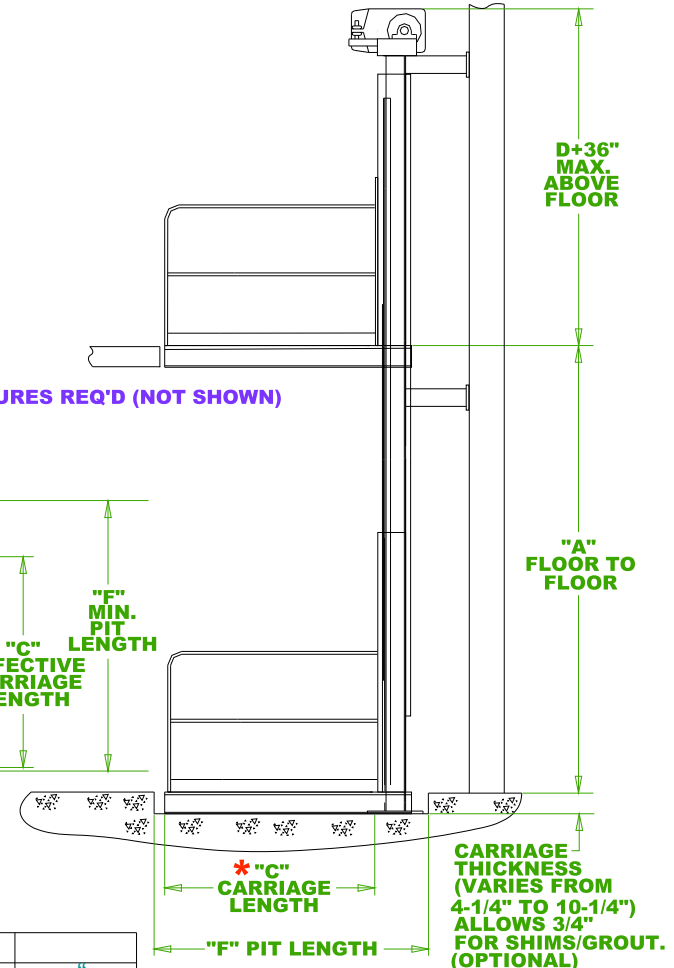
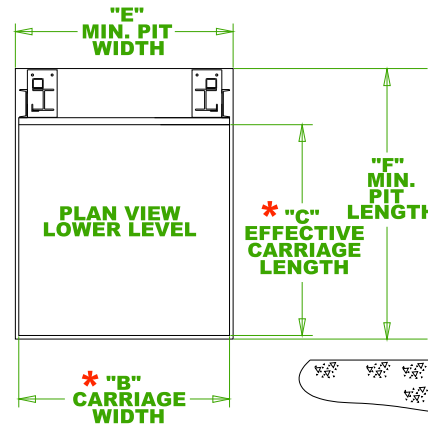


# GENERAL ARRANGEMENT APPLICATION DRAWING TYPICAL 2-POST MECHANICAL CANTILEVER



NOTE: ADDITIONAL ENCLOSURES REQ'D (NOT SHOWN)



\* NOTE: ON USABLE CARRIAGE SPACE HANDRAILS AND/OR STANCHIONS ARE LOCATED ON THE CARRIAGE AND TAKE UP 2" OF USABLE CARRIAGE SPACE PER HANDRAIL OR STANCHION.

**CODE COMPLIANCE**

AUTOQUIP VERTICAL RECIPROCATING CONVEYORS (VRC'S) MEET ALL DESIGN AND SAFETY REQUIREMENTS SET FORTH IN ASME B20.1. AUTOQUIP GUARANTEES ASSISTANCE IN SECURING CODE COMPLIANCE IN ALL 50 STATES. ULTIMATE RESPONSIBILITY FOR GAINING STATE AND LOCAL CODE APPROVAL IS THE RESPONSIBILITY OF THE BUYER OF THE VRC. PLEASE ACQUAINT YOURSELF WITH THE PERMITTING AND/OR LICENSING EXPENSES AND REQUIREMENTS OF THE LOCAL REGULATORY AGENCIES IN THE INSTALLATION AREA.

A	"
B	"
C	"
D	"
E=B+2"	"
F=C+16"	"
G=A+D+36"	"

THIS DRAWING IS A SALES GUIDELINE ONLY AND IS NOT INTENDED TO BE USED FOR CONSTRUCTION OR BUILDING MODIFICATIONS. ACTUAL DIMENSIONS WILL BE REFLECTED ON APPROVAL DRAWING.

PROPOSAL DRAWING  
QUOTE NO. \_\_\_\_\_

(NOT TO SCALE) 82600680 REV.7-8-04

© COPYRIGHT RESERVED  
AUTOQUIP CORPORATION  
2004

***Autoquip***  
**AUTOQUIP CORP.**  
**1058 W. INDUSTRIAL AVE.**  
**GUTHRIE, OK. 73044-1058**  
**888-811-9876 WWW.AUTOQUIP.COM**

01234